



## ECONOMY SERIES CONTACT ELEMENT

### DATASHEET CUM PRICE LIST

MRP w.e.f. 10/02/2026




#### Salient Features:

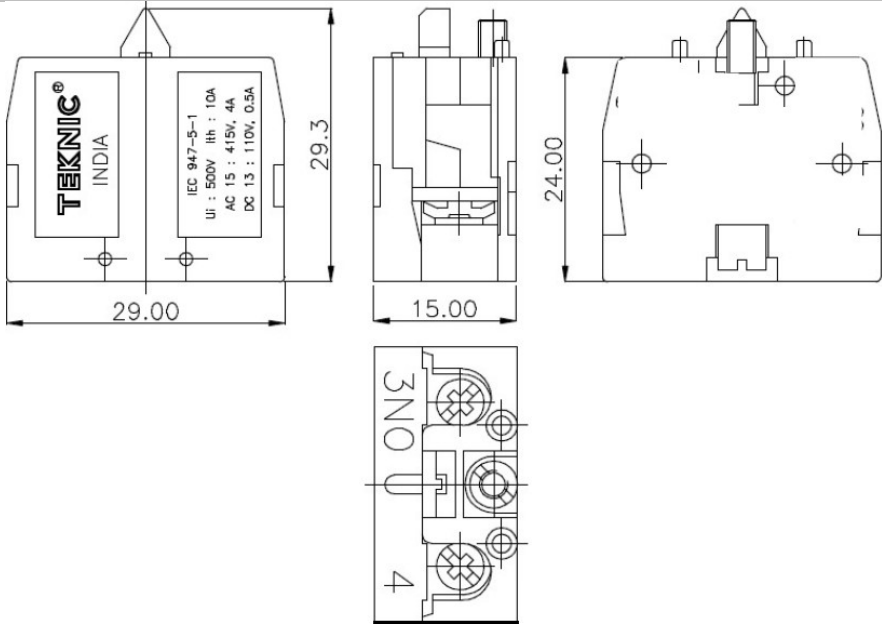
- Aesthetically elegant
- Self-Wiping Contact
- Robust Construction
- Simple to fix
- Safe operation
- Light Grey colored body for easy identification
- Good flame resistance
- Shrouded Terminals
- Long life
- Low cost
- Brass terminal with bimetal rivets

#### General Characteristics:

It's a cover mounting type, Normally Open (NO)/Normally Closed (NC) contact element. This can be fitted with any illuminated/non illuminated metallic or plastic operating head. These contact elements are interchangeable & can be stacked without additional hardware. A maximum of six & four elements can be stacked with non-illuminated & illuminated operating heads respectively. They have fully shrouded terminals and are protected against the ingress of small objects during assembly and wiring. The contact elements are double break & have self-wiping contacts.

Degree of Pollution	: 3
Applicable Standard	: IEC 60947-5-1
Product Certification	: 

**Mechanical Characteristics:**

<b>Function Indicator</b>	: Light Grey colored body with green actuation for easy identification of NO : Light Grey colored body with red actuation for easy identification of NC
<b>Terminal Capacity</b>	: Maximum 2X1.5mm <sup>2</sup> or 1X 2.5mm <sup>2</sup> Minimum 1X0.5mm <sup>2</sup>
<b>Terminal marking</b>	: 3NO 4 for NO contact : 1NC 2 for NC contact
<b>Terminal Torque</b>	: 0.8Nm Screw head compatible with Posidrive or Phillips screw driver
<b>Contact material</b>	: Brass terminal, Silver-Nickel Bimetal rivet
<b>Operation</b>	: Slow make/break
<b>Operating force</b>	: 3N
<b>Positive operation Conforming to IEC/EN 60947-5-1 Appendix K</b>	: All functions incorporating a NC contact are positive opening operation
<b>Operating travel</b>	: 5mm
<b>Mechanical life</b>	: over 2 million operations
<b>Ambient Temperature</b>	: -40 to +70 °C
<b>Storage Temperature</b>	: -40 to +40 °C
<b>Overall Dimensions with sketch (LXBXH)</b>	
<b>Weight</b>	: 10 gms

### Electrical Characteristics of contacts:

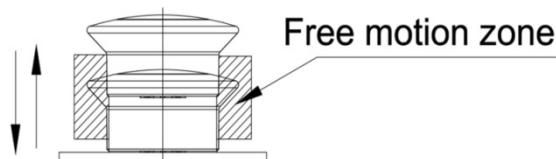
<b>Make &amp; Break Capacity</b>	: AC15: 380V, 1.9A DC13: 0.5A, 110VDC
<b>Rated insulation voltage</b>	: 500 V
<b>Rated thermal current</b>	: 10 A
<b>Short circuit protection</b>	: 10A HRC cartridge fuse, rated for resistive loading
<b>Dielectric Test</b>	: 2.5 kV
<b>Approvals regarding the part</b>	: CE
<b>Polymeric parts</b>	: UL-Recognized material
<b>Rated Impulse Withstand</b>	: 4 kV
<b>Electrical Endurance</b>	: Conforming to IEC/EN 60947-5-1 Annexure C
<b>Contact resistance</b>	: <10mΩ

### Ordering Codes:

The ordering code ES1 & ES2 for each element is mentioned in the catalogue, primary packing and on each product

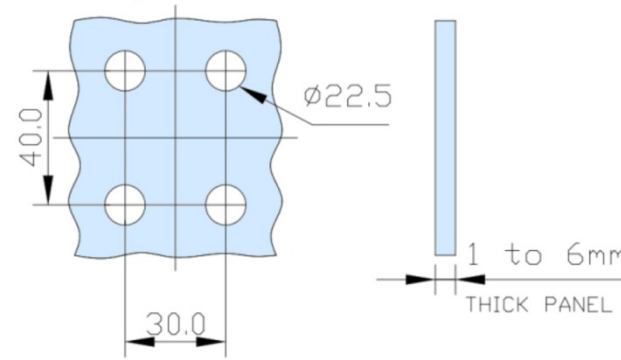
### Mounting Instructions:

Safety regulations: This unit may be installed & commissioned by personnel who are familiar with regulation for health & safety at work & accident prevention. Ensure local regulations are met especially those relating to safety. This is for use on flat surface of type 4X, 12 Enclosure.




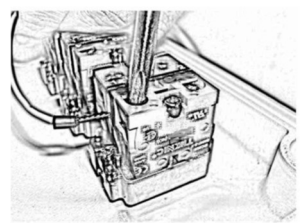


Ensure that this actuator will operate fully after installation. Failure to follow these will result in death or serious injury.

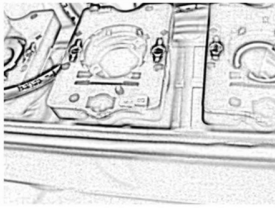
**Mounting Instructions (Contd):**

<p>Mounting</p>	<p>: Fixing Centers: 40mm X 30mm Min.          Mounting Panel thickness: 1mm to 6mm</p> 
<p>No of elements possible</p>	<p>: 6 Nos. Max. Contact blocks can be mounted for non-illuminated. (3*2 Nos.)          4 Nos. Max. Contact blocks can be mounted for illuminated. (2*2 Nos.)</p>

**To install with metal bracket:**

 <p>Note the marking 2 &amp; 4 on the metallic bracket. The 'ES...' contact element is to be assembled here</p>	 <p>Mount the 'ES...' element on the bracket</p>	 <p>Tighten the Element screw with a screwdriver with a torque of 0.5Nm in clockwise direction.</p>
 <p>Unscrew the terminal screw &amp; insert the wire in it &amp; tighten in clockwise direction with a torque of 0.8Nm.</p>		

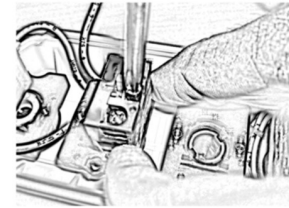
**To install with Plastic bracket:**



Note the marking 2 & 4 on the Plastic bracket. The 'ES...' contact element is to be assembled here



Mount the 'ES...' element on the bracket


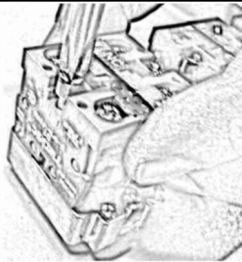
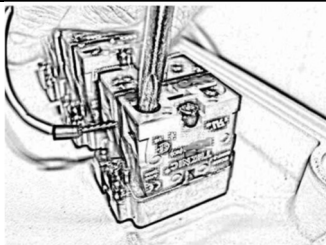


Tighten the Element screw with a screw driver with a torque of 0.5Nm in clockwise direction.



Unscrew the terminal screw & insert the wire in it & tighten in clockwise direction with a torque of 0.8Nm

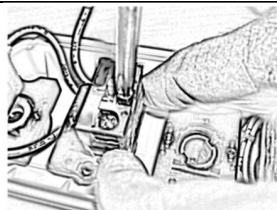
**To uninstall with Plastic bracket:**



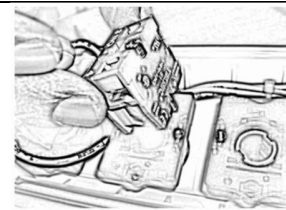
**To uninstall with Plastic bracket:**



Unscrew the terminal screw in anticlockwise direction



Unscrew the Element screw in anticlockwise direction



The Contact Element would separate out.

**Price List:**

TEKNIC ITEM CODE	DESCRIPTION	MRP IN Rs.
ES1	NORMALLY OPEN (NO)	87.00
ES2	NORMALLY CLOSED (NC)	87.00

**General Terms & Conditions:**

General Terms : Prices are ex-works Mumbai  
 HSN Code : 85365010  
 GST : 18 %

Prices are subject to revision without notice and ruling at the time of delivery. Warranty

Policy : TEKNIC equipment is guaranteed under the following terms:

For a period of 12 months from the date of sale. TEKNIC guarantees that its products are free from defects in material and workmanship, with the exception of consumables rendered unserviceable through normal use. During the said period, TEKNIC will replace or repair all parts acknowledged as defective due to factory workmanship and which have been returned in a timely manner by Buyer to TEKNIC and all costs and duties paid, together with a detailed description of the failure and a certified declaration of the number of hours of operation. Repaired or replaced parts will be redelivered FCA (named place) as per INCOTERMS 2000. This warranty is subject to the provision of correct usage, proper maintenance and does not cover defects arising out of fire, faulty operation, accident, inefficient maintenance and wilful or accidental damage.

TEKNIC guarantee applies to all equipment, parts and components stored, installed, maintained and used in accordance with TEKNIC specifications and instructions, and respecting the rules for normal use, without any modification by Buyer.

All other conditions or warranties, whether express or implied to the quality and operation of the equipment are excluded, as well as any liability for loss or damage caused directly or indirectly by the equipment or resulting from its use.

Proof of purchase to be provided to avail warranty.

**TEKNIC ELECTRIC (I) PVT. LTD.**

Reg. Office : 116, Hammersmith Industrial Estate, Mahim (W), Mumbai – 400016  
 Head Office : 703/704/705, Madhava, Bandra Kurla Complex, Bandra (E), Mumbai–400051 Tel: 022-42532500  
 Works : 65, Marol Co-op. Industrial Estate Ltd., M Vassanji Road, Andheri (E), Mumbai – 59  
 Tel : 022-42534500  
 Email : [teknico@teknico.co.in](mailto:teknico@teknico.co.in) [mfg@teknico.co.in](mailto:mfg@teknico.co.in)  
 Website : [www.teknico.co.in](http://www.teknico.co.in)

CH: ST: 48  
 REV : C